

02

快捷管件
Fast
&
Convenient



Fast & Convenient

Fast & Convenient



配件和材料 Parts and Material

主体: CW617N或CW614N, 符合UNE-EN15.875要求
Body: CW617N or CW614N, in accordance with requirements of UNE-EN15.875

卡圈: 阻氧Pex-a
Ring: Antioxidant Pex-a

优势 Superiority

连接处更安全, 管件头部和卡圈处的受力均匀
The joint is much tighter, and the stress on the head part of the fitting and the ring is equal.


使用的安装工具同国际市场上现存工具相互兼容
The installation tools for the series are compatible with the present tools in the industry of overseas market.

该管件无须使用O型圈
The series are free of O-ring.

20%
flow rate increase
than other
fittings


Ring · 卡圈

CODE	SIZE	Ø D	L	BOX/CTN
RFCSA16	16	22	16	50/1200
RFCSA20	20	25	20	50/450
RFCSA25	25	32	24.7	50/300
RFCSA32	32	40	35	50/200




Female Swivel Coupling · 内螺纹活接直通

CODE	SIZE	L	Ø D	BOX/CTN
RFRMV1612	16-1/2"	48	28	25/300
RFRMV2012	20-1/2"	52	28	25/300
RFRMV2534	25-3/4"	59	34	25/225
RFRMV321	32-1"	68	38	25/150




Female Coupling · 内螺纹直通

CODE	SIZE	L	Ø D	BOX/CTN
RFRFH1612	16-1/2"	33.8	28	25 / 300
RFRFH2012	20-1/2"	37.8	28	25 / 300
RFRFH2534	25-3/4"	43.8	34	25 / 225
RFRFH321	32-1"	55.5	38	25 / 225




Male Coupling · 外螺纹直通

CODE	SIZE	L	Ø D	BOX/CTN
RFRFM1612	16-1/2"	36.3	22	25/300
RFRFM2012	20-1/2"	40.3	22	25/300
RFRFM2034	20-3/4"	41	27	25/225
RFRFM2534	25-3/4"	47	27	25/225
RFRFM321	32-1"	57.5	33	25/150



等径直通 · Equal Union




CODE	SIZE	L	Ø D	BOX/CTN
RFMAU16	16-16	39.5	22	25 / 300
RFMAU20	20-20	47	26	25 / 300
RFMAU25	25-25	59.5	32	25 / 225
RFMAU32	32-32	78	42	25 / 150

异径直通 · Reducing Union




CODE	SIZE	L	Ø D	BOX/CTN
RFMGR2016	20-16	43	20	25 / 300
RFMGR2520	25-20	53	25	25 / 225
RFMGR3225	32-25	69	30	25 / 225

等径弯头 · Elbow



CODE	SIZE	L	Ø D	S-Ø	BOX/CTN
RFC0016	16-16	34	27.5	27.5	25 / 300
RFC0020	20-20	37	37	34	25 / 225
RFC0025	25-25	48	49	43	25 / 150
RFC0032	32-32	57	57	52	25 / 100

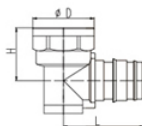
内螺纹弯头 · Female Elbow



CODE	SIZE	L	H	Ø D	BOX/CTN
RFC0T1612R	16-16	33	23	28	25 / 300
RFC0T2012R	20-20	36.5	24	28	25 / 225
RF00T2534	25-25	45.5	29	33	25 / 150

Wallplate Female Elbow · 带座内螺纹弯头

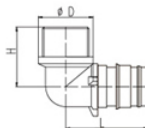
CODE	SIZE	L	H	Ø D	BOX/CTN
RFCC1612R	16-16	24.5	32.5	28	25 / 225
RFCC2012R	20-20	24.5	36.5	28	25 / 225



02
快捷管件
Fast
&
Convenient

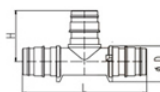
Male Elbow · 外螺纹弯头

CODE	SIZE	L	H	Ø D	BOX/CTN
RFCRM1612	16-16	32	24	24	25 / 300
RFCRM2012	20-20	36	26	26	25 / 225
RFCRM2534	25-25	44	29	28.6	25 / 150



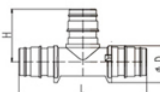
Equal Tee · 等径三通

CODE	SIZE	L	H	Ø D	BOX/CTN
RFTEE16166	16-16-16	63	27.5	18	25 / 225
RFTEE20200	20-20-20	80	33	22	25 / 225
RFTEE25255	25-25-25	96	42	26	25 / 150
RFTEE32323	32-32-32	120	55	32	25 / 100

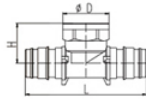


Reducing Tee · 异径三通

CODE	SIZE	L	H	Ø D	BOX/CTN
RFTEE20166	20-16-16	68	28	18	25 / 225
RFTEE20160	20-16-20	80	28	18	25 / 225
RFTEE20206	20-20-16	76	34	22	25 / 225
RFTEE25165	25-16-25	83	38	20	25 / 150
RFTEE25200	25-20-20	76	38	22	25/150
RFTEE25205	25-20-25	91	38	22	25/150
RFTEE25250	25-25-20	85	42	26	25-150
RFTEE32253	32-25-32	110	51	32	25/100

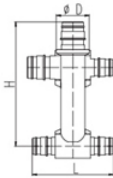


内螺纹三通 · Female Tee



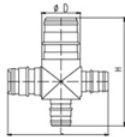
CODE	SIZE	L	H	Ø D	BOX/CTN
RFTSH1612R	16-16	23.5	66	28	25 / 225
RFTSH2012R	20-20	24	73	28	25 / 225

五通 · Manifold



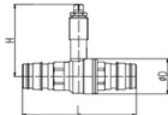
CODE	SIZE	L	H	Ø D	BOX/CTN
RFDIS2020163	20-20-16-16-16	64	98	26	25 / 100
RFDIS2520162	25-20-16-16-16	64	103	30	25 / 100

四通 · Cross



CODE	SIZE	L	H	Ø D	BOX/CTN
RFCR20201616	20-20-16-16	66	73	32	25 / 100
RFCR25201616	25-20-16-16	66	66	26	25 / 100

暗装球阀 · Ball Valve

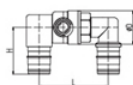


CODE	SIZE	L	H	Ø D	BOX/CTN
RFESF16	16-16	75	72	30.5	1 / 48
RFESF20	20-20	83	72	30.5	1 / 48
RFESF25	25-25	98	76	36	1 / 48
RFESF32	32-32	135	80	46	1 / 36

Ball Valve "U" · 暗装U型球阀

02
快捷管件
Fast
&
Convenient

CODE	SIZE	L	H	∅ D	BOX/CTN
RFU20	20-20	65	38	30.5	2 / 80
RFU25	25-25	72	48	30.5	2/80



Handle · 手轮

CODE	BOX/CTN
PALANCAEC	1/100



Round Handle · 手轮

CODE	BOX/CTN
POMOEC	1/100



Concealed Handle · 暗装手轮

CODE	BOX/CTN
ROEC	1/120



Extension · 加长杆

CODE	SIZE	PCS/BOX
ALARGCP	16/20/25	10/25

CODE	SIZE	PCS/BOX
ALARGSFCD	16/20/25	25/200

