



# 03

PEX管滑  
紧式管件  
Sliding  
Ring



*Sliding  
Ring*

## Accessories Sliding ring for PEX



### PEX管滑紧式管件 Fittings with Sliding Ring for PEX Pipe

配件和材料  
Parts and Material

主体: CW617N或CW614N符合UNE-EN15875-3  
Body: CW617N or CW614N, in accordance with UNE-EN15875-3

卡圈: HPb58-3  
Ring: HPb58-3

### 优势 Superiority

产品头部设计允许旋转, 安装后可保持其产品特性, 不会产生泄漏。

The rotation design of the head part of the fittings allows the product to keep its product characteristics and avoid the leakage after the installation.

卡圈特殊的斜角设计在安装时不仅能减少摩擦, 还可以显著减少挤压过程中卡圈和头部产生的挤压物。

The special bevel design of the ring can greatly reduce the friction coefficient during the installation, and the material caused by the head of the fittings and the ring during the pressing at the same time.

**20%**  
flow rate increase  
than other  
fittings


Avis technique  
14/05-954



# Sliding Ring

## Female Swivel Coupling · 内螺纹活接直通


CODE	SIZE	L	øD	BOX/CTN
RMV1238	12-3/8"	28.5	21	25/300
RMV1212	12-1/2"	28.8	25.8	25/300
RMV1612L	16-1/2"	35.5	25.8	25/300
RMV2012L	20-1/2"	35.5	25.8	25/300
RMV1638	16-3/8"	28.5	21	25/300
RMV1634	16-3/4"	29.8	33.8	25/300
RMV2012	20-1/2"	28.8	25.8	25/300
RMV2034	20-3/4"	29.8	33.8	25/225
RMV2534	25-3/4"	35.8	33.8	25/225
RMV251	25-1"	40.5	40	25/225
RMV321	32-1"	43.5	40	25/150
RMV32114	32-1 1/4"	45	51.5	25/100



**03**  
PEX管滑  
紧式管件  
Sliding  
Ring


## Female Coupling · 内螺纹直通

CODE	SIZE	L	øD	BOX/CTN
RFH1238	12-3/8"	29	25	25/300
RFH1212	12-1/2"	29.5	26	25/300
RFH1638	16-3/8"	29	25	25/300
RFH1612	16-1/2"	29.5	26	25/300
RFH2012	20-1/2"	29.5	26	25/300
RFH2034	20-3/4"	30	33	25/225
RFH2534	25-3/4"	36	33	25/225
RFH251	25-1"	39.5	42	25/225
RFH321	32-1"	42.5	42	25/150




## Male Coupling · 外螺纹直通

CODE	SIZE	L	øD	BOX/CTN
RFM1238	12-3/8"	33.5	22.5	25/300
RFM1212	12-1/2"	34.5	24.5	25/300
RFM1638	16-3/8"	33.5	22.5	25/300
RFM1612	16-1/2"	33.5	24.5	25/300
RFM1634	16-3/4"	34.5	30	25/300
RFM2012	20-1/2"	33.5	24.5	25/300
RFM2034	20-3/4"	35	30	25/225
RFH2512	25-1/2"	39.5	30	25/225
RFM2534	25-3/4"	41	30	25/225
RFM251	25-1"	45	38.2	25/225
RFM321	32-1"	48	38.2	25/150
RFM32114	32-1 1/4"	50	48	25/100




等径直通 · Equal Union




CODE	SIZE	L	$\varnothing D$	BOX/CTN
MAU12	12-12	33.5	20	25/300
MAU16	16-16	32.8	20	25/300
MAU20	20-20	33	24	25/300
MAU25	25-25	45.5	28	25/225
MAU32	32-32	51.5	37	25/150

异径直通 · Reducing Union



CODE	SIZE	L	$\varnothing D$	BOX/CTN
MGR1612	16-12	33.5	24	25/300
MRG2012	20-12	33.5	24	25/300
MGR2016	20-16	33	24	25/300
MGR2516	25-16	39.5	28	25/225
MGR2520	25-20	39.5	28	25/225
MGR3225	32-25	48.5	37	25/225

接紫铜管直通 · Copper coupling



CODE	SIZE	L	$\varnothing D$	BOX/CTN
APE122	12-CU12	33.5	20	25/300
APE124	12-CU14	33.5	20	25/300
APE162	16-CU12	33.5	24	25/300
APE164	16-CU14	33.5	24	25/300
APE165	16-CU15	33.5	24	25/300
APE166	16-CU16	33.5	24	25/300
APE1612	16-CU12	33.5	24	25/300
APE205	20-CU15	33.5	24	25/225
APE206	20-CU16	33.5	24	25/225
APE208	20-CU18	33.5	24	25/225
APE2058	20-CU15	35	25	25/225
APE258	25-CU18	43	28	25/225
APE2522	25-CU22	43	28	25/225


卡圈 · Ring



CODE	SIZE	L	$\varnothing D$	BOX/CTN
CSA12	12	15	16	100/300
CSA16	16	15	20	100/300
CSA20	20	15	24	100/300
CSA25	25	18.5	30	100/300
CSA32	32	23	37	25/225

## Elbow · 等径弯头


CODE	SIZE	L	H	øD	BOX/CTN
CD012	12-12	34.7	37	19	25/300
CD016	16-16	34.7	34.7	19	25/300
CD020	20-20	39.5	39.5	24	25/225
CD025	25-25	51	51	28	25/225
CD032	32-32	61	61	36	25/100



**03**  
PEX管滑  
紧式管件  
Sliding  
Ring

## Female Elbow · 内螺纹弯头

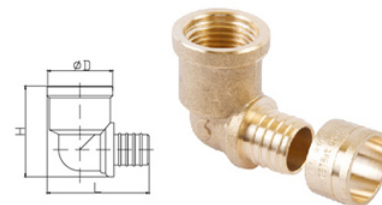
CODE	SIZE	L	H	øD	BOX/CTN
COT1238	12-3/8"	40	36	23	25/300
COT1212	12-1/2"	42	39	27	25/300
COT1638	16-3/8"	40	36	23	25/300
COT1612	16-1/2"	42	39	27	25/300
COT1612R	16-1/2"	42	42.7	26.5	25/300
COT2012	20-1/2"	42	39	27	25/300
COT2012R	20-1/2"	42	42.7	26.5	25/300
COT2034	20-3/4"	49	37.5	34	25/225
COT2534	25-3/4"	55	40.5	34	25/150
COT321	32-1"	64	52	41	25/150



## Female Elbow · 加长加厚内螺纹弯头

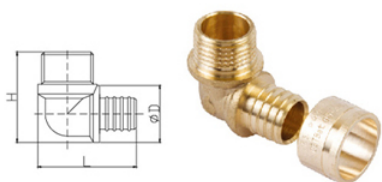
CODE	SIZE	L	H	øD	BOX/CTN
COT1612RL	16-1/2"	44	42	28.5	25/225
COT2012RL	20-1/2"	44	42	28.5	25/225

此款产品比普通产品长度增加了4MM，螺纹部分壁厚增加了1.2MM。  
Comparing with regular female elbow, this product is 4mm longer in length and 1.2mm thicker in wall thickness of thread area.

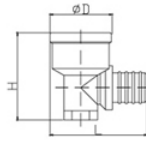


## Male Elbow · 外螺纹弯头

CODE	SIZE	L	H	øD	BOX/CTN
CRM1238	12-3/8"	38	36	22	25/300
CRM1212	12-1/2"	40	39	24	25/300
CRM1638	16-3/8"	38	36	22	25/300
CRM1612	16-1/2"	40	37	24	25/300
CRM2012	20-1/2"	40	37	24	25/300
CRM2534	25-3/4"	51	43	28	25/225
CRM321	32-1"	61	53	36	25/150

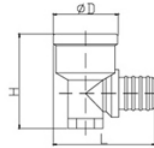


带座内螺纹弯头 · Wallplate Female Elbow



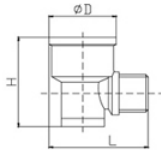
CODE	SIZE	L	H	ØD	BOX/CTN
CCC1212	12-1/2"	42.5	37	27	25/225
CCC1612	16-12"	42	37.7	26.5	25/225
CCC1612R	16-1/2"	42.5	38	27	25/225
CCC2012	20-1/2"	42	37.7	26.5	25/225
CCC2012R	20-1/2"	42.5	38	27	25/255
CCC2534	25-3/4"	60	43.5	34	25/150

带座加长加厚内螺纹弯头 · Wallplate Female Elbow



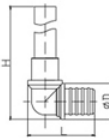
CODE	SIZE	L	H	ØD	BOX/CTN
CCC1612RL	16-1/2"	40	43.5	23	25/225
CCC2012RL	20-1/2"	40	43.5	23	25/225

带座加厚螺纹转换弯头 · Wallplate Female Elbow



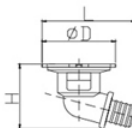
CODE	SIZE	L	H	ØD	BOX/CTN
CBFMH12R	1/2"-1/2"	44	49	27	1/225

带紫铜管弯头 · Radiator Cu Elbow



CODE	SIZE	L	H	ØD	BOX/CTN
CTR1615	16-CU15	188.5	38.5	24	20/80

明装内螺纹弯头 · Short Extractable Elbow



CODE	SIZE	L	H	ØD	BOX/CTN
CEX1212	12-1/2"	60	40	44	25/50
CEX1612	16-1/2"	60	40	44	25/50
CEX2012	20-1/2"	60	40	44	25/50


CODE	SIZE	L	H	ØD	BOX/CTN
CTM1212	12-1/2"	50	42	29	25/225
CTM1612	16-1/2"	50	42	29	25/225
CTM1634	16-3/4"	50	45.5	36	25/225
CTM2012	20-1/2"	50	42	29	25/225
CTM2034	20-3/4"	50	45.5	36	25/225
CTM2534	25-3/4"	52	47.5	36	25/150
CTM321	32-1"	65.5	65.5	45	25/100

CODE	SIZE	L	H	ØD	BOX/CTN
CPC1212	12-CU12	32	32	20	25/300
CPC1214	12-CU14	32	32	20	25/300
CPC1215	12-CU15	32	32	20	25/300
CPC1612	16-CU12	32	32	20	25/300
CPC1614	16-CU14	32	32	20	25/300
CPC1615	16-CU15	32	32	20	25/300
CPC1616	16-CU16	32	32	20	25/300
CPC2015	20-CU15	32	32	24	25/225
CPC2016	20-CU16	32	32	24	25/225
CPC2018	20-CU18	32	32	24	25/225
CPC2522	25-CU22	50	49	28	25/150

CODE	SIZE	L	H	ØD	BOX/CTN
CR20201616	20-20-16-16	56	56	24	25/100
CR25201616	25-20-16-16	66	60	28	25/100
CR25202020	25-20-20-20	66	60	28	25/100
CR20162016	20-16-20-16	56	56	24	25/100
CR25162016	25-16-20-16	66	60	28	25/100


CODE	SIZE	L	H	ØD	BOX/CTN
DIS2520163	25-20-16-16-16	60	80.5	28	25/100
DIS2020163	20-20-16-16-16	60	74.5	28	25/100
DIS2520162	25-20-16-16	60	80.5	28	25/100
DIS2020162	20-20-16-16	60	74.5	28	25/100

## Female Swivel Elbow · 内螺纹活接弯头




**03**  
PEX管滑  
紧式管件  
Sliding  
Ring


## Copper Elbow · 接铜管弯头



## Cross · 四通



## Manifold · 五通






等径三通 · Equal Tee



CODE	SIZE	L	H	øD	BOX/CTN
TEE12122	12-12-12	52	37	22	25/300
TEE16166	16-16-16	56	39	24	25/225
TEE20200	20-20-20	55	39.5	24	25/150
TEE25255	25-25-25	75	45	28	25/100
TEE32323	32-32-32	86	62	36	25/100

异径三通 · Reducing Tee




CODE	SIZE	L	H	øD	BOX/CTN
TEE16122	16-12-12	56	39	24	25/225
TEE16126	16-12-16	56	39	24	25/225
TEE16162	16-16-12	56	39	24	25/225
TEE16206	16-20-16	55	39.5	24	25/225
TEE16256	16-25-16	61	44.1	28	25/225
TEE20122	20-12-12	55	39.5	24	25/225
TEE20126	20-12-16	55	39.5	24	25/225
TEE20120	20-12-20	55	39.5	24	25/225
TEE20166	20-16-16	55	39.5	24	25/225
TEE20160	20-16-20	55	39.5	24	25/225
TEE20206	20-20-16	55	39.5	24	25/225
TEE20256	20-25-16	61	44.1	28	25/150
TEE20250	20-25-20	61	44.1	28	25/150
TEE25166	25-16-16	62	43	28	25/225
TEE25125	25-12-25	68	43	28	25/225
TEE25160	25-16-20	62	43	28	25/225
TEE25165	25-16-25	68	43	28	25/150
TEE25206	25-20-16	62	43	28	25/150
TEE25200	25-20-20	62	43	28	25/150
TEE25205	25-20-25	68	43	28	25/150
TEE25256	25-25-16	67.5	51	28	25/150
TEE25250	25-25-20	67.5	51	28	25/150
TEE25325	25-32-25	80	60.5	36	25/100
TEE32200	32-20-20	77	52	36	25/100
TEE32203	32-20-32	86	52	36	25/100
TEE32255	32-25-25	83	60	36	25/100
TEE32253	32-25-32	86	60	36	25/100
TEE32325	32-32-25	86	52	36	25/100

# Sliding Ring

CODE	SIZE	L	H	øD	BOX/CTN
TSH1212	12-1/2"-12	56	33.2	26.5	25/300
TSH1612R	16-1/2"-16	56	33.2	26.5	25/225
TSH2012R	20-1/2"-20	56	39	27	25/225
TSH2534	25-3/4"-25	77	43	34	25/150
TSH321	32-1"-32	88	50	36	25/100

## Female Tee · 内螺纹三通




**03**  
PEX管滑  
紧式管件  
Sliding  
Ring

## Female Tee · 加长加厚内螺纹三通

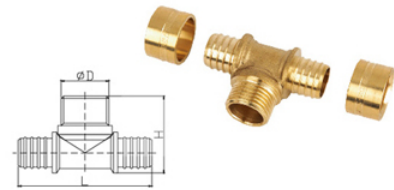
CODE	SIZE	L	H	øD	BOX/CTN
TSH1612RL	16-1/2"-16	56	42	27	25/225
TSH2012RL	20-1/2"-20	56	42	27	25/225

此款产品比普通产品长度增加了7MM，螺纹部分壁厚增加了1.4MM。  
Comparing with regular female Tee, this product is 7mm longer in length and 1.4mm thicker in wall thickness of thread area.




## Male Tee · 外螺纹三通

CODE	SIZE	L	H	øD	BOX/CTN
TSM1612	16-1/2"-16	56	39	24	25/225
TSM2012	20-1/2"-20	56	39	24	25/225
TSM2512	25-1/2"-25	75	47	28	25/150
TSM2534	25-3/4"-25	75	47	28	25/150
TSM321	32-1"-32	81	50	36	25/150




## Copper Tee · 接紫铜管三通

CODE	SIZE	L	H	øD	BOX/CTN
TPC1212	12-CU12	52	35	22	25/225
TPC1214	12-CU14	52	35	22	25/225
TPC1215	12-CU15	52	35	22	25/225
TPC1614	16-CU14	52	35	22	25/225
TPC1615	16-CU15	52	35	22	25/225
TPC1616	16-CU16	52	35	22	25/225
TPC2015	20-CU15	52	35	22	25/225
TPC2016	20-CU16	52	35	22	25/225
TPC2018	20-CU18	52	35	22	25/225




暗装截止阀 · Shutoff Valve Concealed Lockshield




CODE	SIZE	L	H	øD	BOX/CTN
VMP16	16-16	65	90.5	26.5	1/48
VMP20	20-20	65	90.5	26.5	1/48
VMP25	25-25	92	98	33	1/48

暗装截止阀 · Shutoff Valve Concealed Lockshield




CODE	SIZE	L	H	øD	BOX/CTN
VMP16	16-16	65	90.5	26.5	1/48
VMP20	20-20	65	90.5	26.5	1/48
VMP25	25-25	92	98	33	1/48

暗装球阀 · Ball Valve



CODE	SIZE	L	H	øD	BOX/CTN
ESF16	16-16	70	85	30.5	1/48
ESF20	20-20	70	85	30.5	1/48
ESF25	25-25	80	89.5	34	1/48

暗装U型球阀 · Ball Valve "U"



CODE	SIZE	L	H	øD	BOX/CTN
U20	20-20	82	86	30.5	2/48
U25	25-25	98	89.5	34	2/48

球阀 · Ball Valve



CODE	SIZE	L	H	øD	BOX/CTN
VECP16	16-16	69	48	30	1/100
VECP20	20-20	69	48	30	1/100
VECP25	25-25	81	51	34	1/80
VECP32	32-32	88	57	38	1/80

## PEX管与滑紧式管件的装配

### Installation instruction of PEX pipe and fittings with sliding ring

#### 1 剪管 Cut the pip



用剪刀将管材剪下一小节，确保切口尽可能干净垂直。  
*Cut a section of the pipe with scissors, and make sure the cut is neat and perpendicular.*

#### 2 校正管材 Calibrate the cut of the pipe



将卡圈套入管材，并滑至不影响扩管的安全距离，使用循序渐进的压力用扩管器旋转扩管。  
*Slide the brass ring to the pipe to a safety distance that will not effect the calibration, and calibrate the pipe rotatable with callibrator by a gradual strength.*

## 03

PEX管滑  
紧式管件  
Sliding  
Ring

#### 3 连接管件 Insert the fittings



将管件头部插入管材，直到头部最后一牙。  
*Insert the head of the fittings to the pipe, till the last round tooth.*

#### 4 效果 Result



将管材与管件嵌入工具里，拉动扳手，直到卡圈与管件体合拢。  
*Place the pipe and fittings in the tool, and press the lever till the complete closure of the ring and the fittings body.*